

EL_BASTARDO

C.O.



Registered: May 2003
Location: Manchester UK
Posts: 4739

quote:

Originally posted by Don 1

**** Point to note ****

You can NOT turn up the gain(volume) of your mic in Teamspeak !

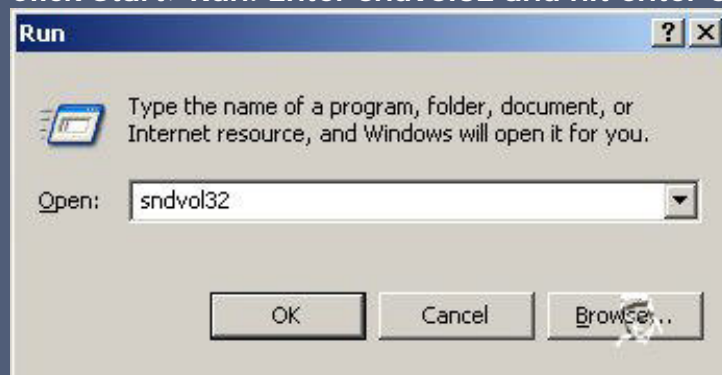
To achieve a higher gain you need to adjust the mic level in the Windows volume/
recording panel.

This is done in the recording section of that panel and not the volume section of it.

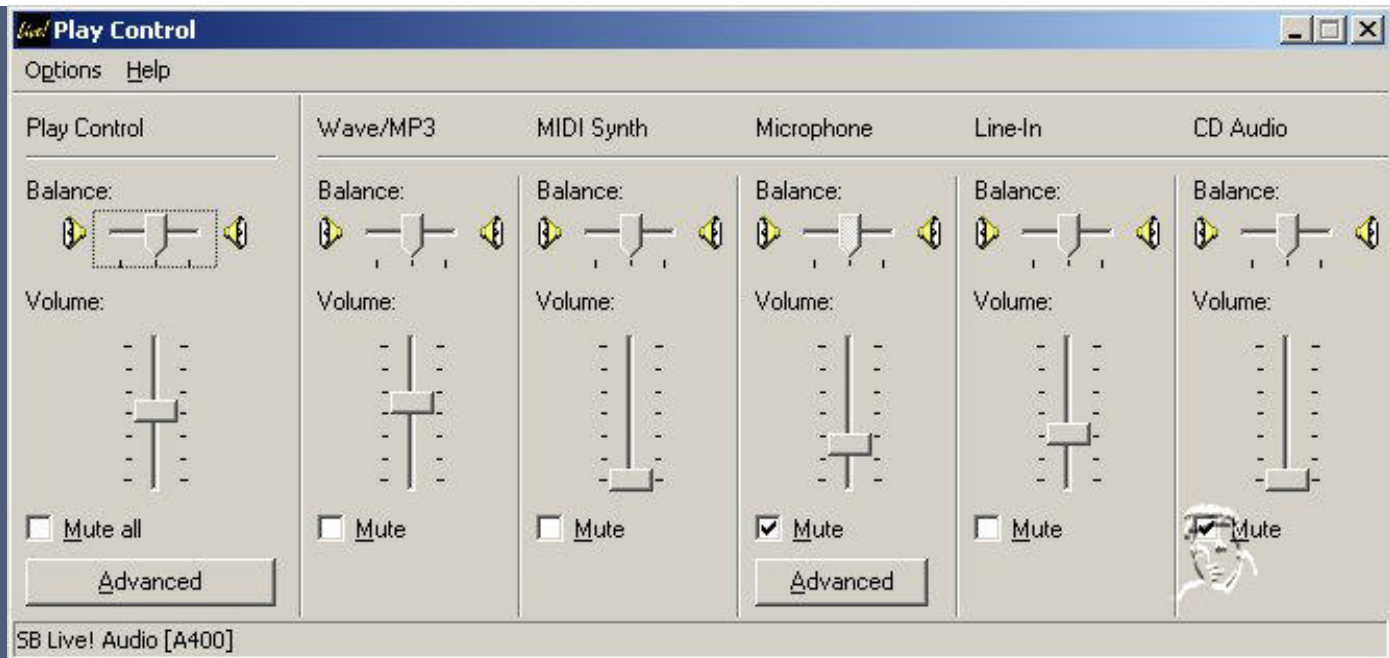
For simplicity, use the default Windows volume control.

If you have a different volume control and can navigate it then use that.

Click Start>Run. Enter sndvol32 and hit enter or click "ok".

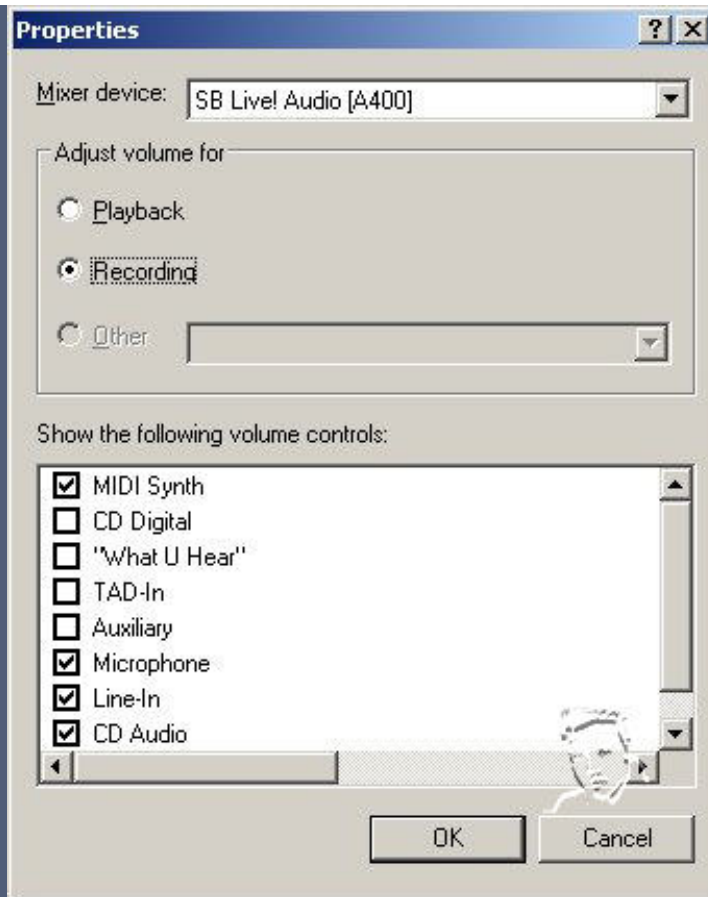


Windows volume control should now open and display the sliders for the OUTPUT volumes.

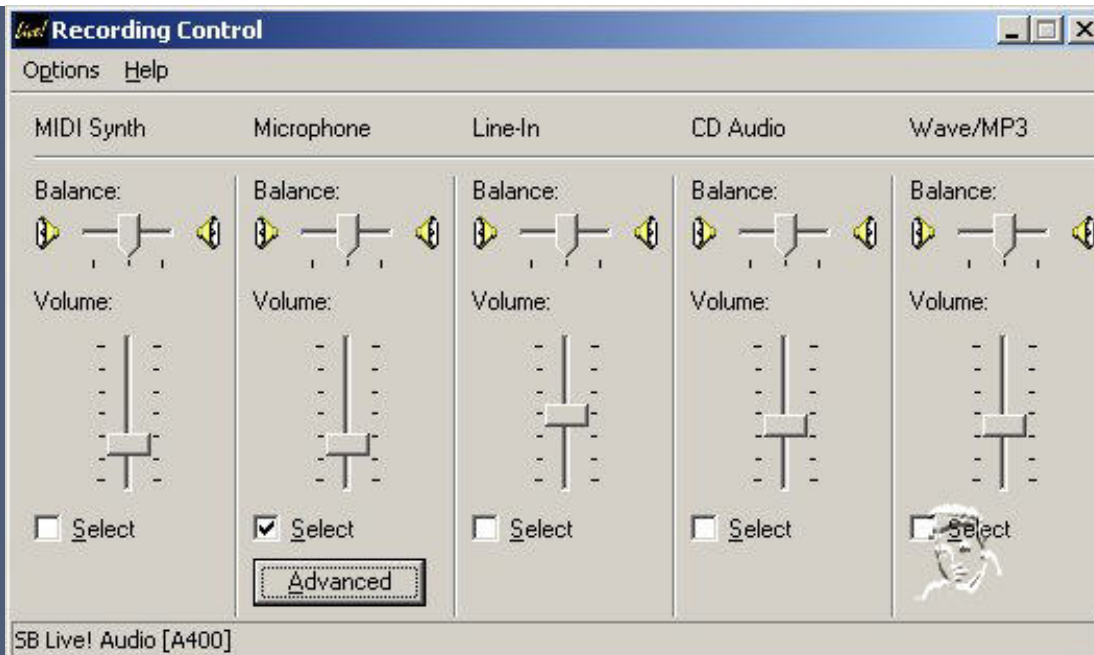


Make sure that the mic setting on this first screen is muted. This will stop echoes. This is NOT the slider that you should use to control the mic gain(volume). This slider (and the mute) controls how loud YOU hear your self back through YOUR speakers. And, if your using TS you don't want to hear yourself ! Some sound cards have "effects" that they can use too. These, when enabled can cause echoes as they apply the "effect" to the mic input and then send it out via the TS server. Another problem can be 5.1 speakers. Some sound cards use the mic connector to provide a source for one of the 6 speakers. If you try to use 5.1 speakers and a mic on some systems then things start to sound very confused, whistles and hums !

To set the mic gain, you will need to open your recording settings. Do this by clicking Options then Properties. Place a dot in the Recording circle. Double check the boxes to ensure that the mic is ticked. Then click "ok".

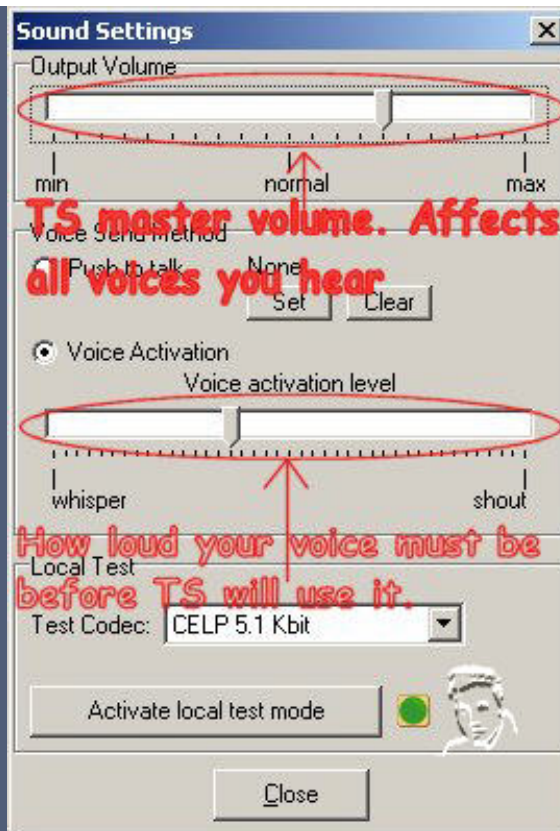


You should now be looking at the recording sliders.



From here you make sure that the mic is selected (ticked) and you can now adjust the mic gain (volume). Trial and error will get you a decent level so that your voice is picked up and transmitted ok in TS.

The people on the other end can then adjust their TS volume so that it is audible in the game but not interfering with it. All users on a TS server really need to do this as a group so that all of the voices are at about the same levels.



A user can adjust TS speaker volumes but NOT the mic volume. You can, however, adjust the mic "whisper" level, that is not the same as adjusting the mic gain though. It only sets TS to ignore quiet sounds.

The pictures above are from my Windows XP that uses a Sound Blaster Live but any soundcard that shows in the default Windows mixer should have similar settings.

Right, that's my first contribution to the forum, hope it helps someone.

Don 1.
